



**Dr. V.P.S.S.M's**  
**Padmabhooshan**  
**Vasanthaodada Patil Institute of**  
**Technology, Budhgaon (Sangli)**  
**Student Information Manual**

**First Year B. Tech.**





**Dr. V. P. Shetkari Shikshan Mandal's**

*Padmabhooshan Vasanthaodada Patil*

*Institute of Technology, Budhgaon- 416304*

**STUDENT'S INFORMATION MANUAL**

**(Academic Year: 2022-**

**23) Semester-I**

**Teaching and  
Evaluation Scheme**

**for**

**First Year B. Tech.**

**Group A**



**Department of First Year  
Engineering**



## **Department of First Year Engineering**

The Department of **First Year Engineering** is established in the year 1983 with the establishment of institute. The department has a good intermingle of experienced and young faculty which works as a team to strengthen the department.

### **VISION OF DEPARTMENT**

To orient, educate and develop students in applying fundamentals of sciences to Engineering leading to smooth and successful transfer to an undergraduate degree engineering program.

### **MISSION OF DEPARTMENT**

1. To create an environment where students can ascertain that career in engineering matches their interests and abilities.
2. To impart strong fundamental and technical knowledge in the basic science subjects to enable them to prepare themselves for successful career.
3. To inculcate habit of innovation and entrepreneurship.

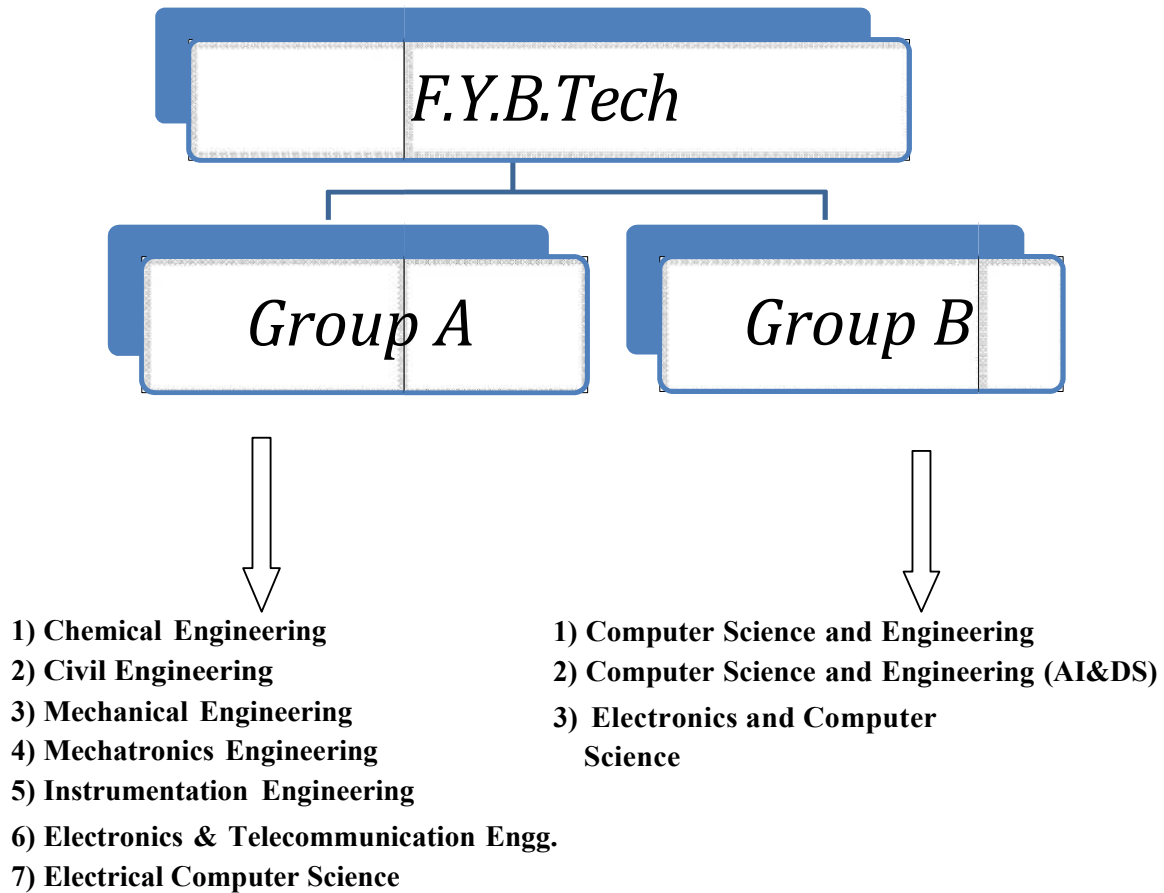
### **GOALS**

1. To achieve 100 % results in academics.
2. To inculcate competitive attitude by supporting and guiding them to participate in national competition.
3. To develop basic skills and human values required to undertake further studies.



## STRUCTURE OF FIRST YEAR ENGINEERING

(With effective from Academic Year 2022-23)





## INDEX

Sr. No.	Content	Page No.
<b><u>DEPARTMENTAL INFORMATION</u></b>		
1	Role of Students	6
2	Laboratory Instructions	7
3	Teaching and Evaluation Scheme	8
4	Course Coordinators and Course Teachers	9
5	Class Teacher	10
6	Academic Calendar	11
7	Time Table	12-14
<b><u>DEPARTMENTAL ACTIVITIES</u></b>		
11	Mentoring Activity	15
12	Counseling Activity	15
13	Class Teacher Activity	16
14	Remedial Lectures, Test Series (Unit Test, Open Book Test, Prelim), Co/Extra Curricular Activities	16
15	Anti-Ragging Activity	17
16	Library, Gymkhana, NSS, Hostel	18
17	Training and Placement Office	19
<b><u>SUBJECT INFORMATION</u></b>		
18	Engineering Mathematics-I	20
19	Engineering Physics	24
20	Engineering Graphics	29
21	Communication Skills	34
22	Energy and Environment Engineering	38
23	Basic Civil and Mechanical Engineering	42
24	Credit System and Mode of evaluation	44



## THE ROLE OF STUDENTS

As our society/ nation grows and becomes technologically more strong/ complex, it needs more trained Engineers. Students can contribute to this professional growth by playing an effective and disciplined role during their studies.

### **Responsibilities:**

1. 100% Attendance and active participation in all academic activities.
2. Self-discipline and good relations with other students, teaching and support staff.
3. Positive attitude, motivation and technical thinking.
4. Participation in Co-Curricular and Extra-Curricular activities.
5. Carrying Identity Card and following the College Dress Code.
6. Pursuing all-round personality development with good generic skills.
7. Following the Code-of-Conduct laid down by the Department, Institute and University.

### **Code-of-Conduct: Students Shall**

- Attend all Lecture's and Practical's in time.
- Not take common off, Leave without permission.
- Roaming in the campus premises during academic work or disturbing the campus activities through shouting/ misconduct is strictly not allowed.
- Use of personal unauthorized electronic gadgets without permission in department premises is not allowed.
- Attendance should be 100 % otherwise you will be ineligible for Exams.
- Not include themselves into any form of violence, ragging, use of tobacco, alcohol or drugs in campus.
- Let us all- Society, parents, teachers and students join hands and put our best efforts to imbibe the above mentioned behavior in our students.
- Maintain silence in class rooms
- Don't write anything on seating bench and walls of classroom
- Keep their mobiles switched off in classroom.
- Your reason of absence should be timely informed to your class teacher with written application.
- Help to conserve energy, Switch off fans and tubes before leaving the classroom.
- Keep the Classrooms clean.



## Laboratory Instructions

### Laboratory Instructions

- ❖ Read all the instructions carefully.
- ❖ Always keep silence in the laboratory.
- ❖ Keep your mobiles switched off in the laboratory.
- ❖ Always wear an apron before starting your laboratory work.
- ❖ Always carrying Identity Card and following the College Dress Code.
- ❖ Handle hazardous chemicals and concentrated chemicals carefully.
- ❖ Handle all electronics Devices /Equipment's carefully.
- ❖ Follow safety procedures and avoid damage to self and equipment.
- ❖ Be aware with what you are doing and why you are doing it.
- ❖ Except in emergency, don't run in laboratory.
- ❖ Inform the lab assistant or lab in-charge when any fault arises during the performance of an experiment.
- ❖ Report any not working equipment to the lab instructor; don't open/ remove the cover/ attempt to repair any equipment.
- ❖ Keep the working table always neat and clean.
- ❖ Be aware with the place of fire extinguisher and the method of using it.
- ❖ If any accident occurs, report it at once to the person concerned (Lab In charge).
- ❖ Use laboratory first aid box for any minor accident.
- ❖ Help to conserve energy, Switch off the equipment's tubes and fans before leaving the laboratory.
- ❖ Do not move the instruments from one laboratory to another, without permission.



## First Year B. Tech. Teaching and Evaluation Scheme

### Group A Semester I

**Civil / Mechanical / Mechatronics /Instrumentation  
Engineering /Electrical Comp. Science/ Chemical /  
Electronics & Telecommunication Engineering)**

Sr. No.	Course Code	Name of Course	Teaching Scheme			Evaluation Scheme				Credit
			L	T	P	CA	MSE	ESE	Total	
1	BTBS101	Engineering Mathematics-I	3	1	-	20	20	60	100	4
2	BTBS102	Engineering Physics	3	1	-	20	20	60	100	4
3	BTES103	Engineering Graphics	2	-	-	20	20	60	100	2
4	BTHM104	Communication Skills	2	-	-	20	20	60	100	2
5	BTES105	Energy and Environment Engineering	2	-	-	20	20	60	100	2
6	BTES106	Basic Civil and Mechanical Engineering	2	-	-	50	-	-	50	Audit
7	BTBS107L	Engineering Physics Laboratory	-	-	2	60	-	40	100	1
8	BTES108L	Engineering Graphics Laboratory	-	-	4	60	-	40	100	2
10	BTHM109L	Communication Skills Laboratory	-	-	2	60	-	40	100	1
<b>Total</b>			<b>14</b>	<b>2</b>	<b>8</b>	<b>330</b>	<b>100</b>	<b>420</b>	<b>850</b>	<b>18</b>



## COURSE CO-ORDINATOR

Sr. No.	Course	Corse Code	Course Coordinator	Email id	Contact No.
1	Engineering Mathematics-I	BS101	Mr. R. U. Yadav	ruyadav.ge@pvpitsangli.edu.in	7776074138
2	Engineering Physics	BS102	Dr. S. L. Patil	slpatil.ge@pvpitsangli.edu.in	9423269875
3	Engineering Graphics	BE103	Mr. S. B. Khandagale	sbkhandagale@pvpitsangli.edu.in	7798934522
4	Communication Skill	HM104	Mr. S. E. Narwade	senarwade.ge@pvpitsangli.edu.in	9527057048
5	Energy and Environmental Engineering	ES105	Mr. A. J. Pawar		
6	Basic Civil and Mechanical Engineering	ES106	Mr. M. S. Kakmare		

**NOTE:** Any query or suggestion in above subject should contact with respective subject Coordinator

## CLASS TEACHERS

Sr. No.	Class/ Div	Class Teachers	Department	Email id	Contact No.
01	I	Mr. A.A.Shaikh	Mathematics	aashaikh.ge@pvpitsangli.edu.in	9623819950
02	II	Mrs. M.S.Patil	CSE	mayuri.patil4017@gmail.com	9673784017
03	III	Mr. S. E.Narwade	Communication Skill	senarwade.ge@pvpitsangli.edu.in	9527057048
04	IV	Ms. D. A. Lavate	Chemistry	dalavate.ge@pvpitsangli.edu.in	8788009691
05	V	Mrs. A. V. Patil	Mathematics	avpatil.ge@pvpitsangli.edu.in	9561212878
06	VI	Mrs. S. P. Mandale	Mathematics	spmandale.ge@pvpitsangli.edu.in	9172035381



## COURSE TEACHERS

### SEM-I

<b>Division/ Class</b> <b>Course</b>	<b>I</b>	<b>III</b>	<b>V</b>
<b>Engineering Maths-I</b>	Mr. R. U. Yadav	Miss. A. K. Patil	Mrs. A. V. Patil
<b>Communication Skills</b>	Mr. A. K. Chavan	Mr. S. E. Narwade	Mr. S. E. Narwade
<b>Engineering Physics</b>	Mr. A. A. Shaikh	Dr. S. L. Patil	Dr. S. L. Patil
<b>Engineering Graphics</b>	Mrs. A.P. Lad	Mr. S. B. Khndagale	Mr. C. D. Patil
<b>Basic Civil and Mechanical Engg.</b>	Mr. M. S. Kakmare	Mr. M. S. Kakmare	Mr. M. S. Kakmare
<b>Energy and Environment Engg.</b>	Mr. A. J. Pawar	Mr. A. J. Pawar	Mr. A. J. Pawar



## ACADEMIC CALENDAR



Dr V P S S M' s

**Padmabhooshan Vasantaodada Patil Institute of Technology, Budhgaon (Sangli)**  
**First Year Engineering Department**  
**Academic Calendar 2022-23**

**SEM I**

**NOVEMBER 2022** **Academic Days: 9**

MON	TUE	WED	THUR	FRI	SAT	SUN
	1	2	3	4	5	6
7	8	9	10	11	12	13
14	15	16	17	18	19	20
21	22	23	24	25	26	27
28	29	30				

Induction Program :- 4<sup>th</sup> Nov.-19<sup>th</sup> Nov.2022  
 Guru Nanaka Jayanti:- 8<sup>th</sup> Nov. 2022  
 Late Vasantdada Patil Jayanti :- 13<sup>th</sup> Nov.2022  
 Commencement of classes:-21<sup>st</sup>Nov. 2022  
 List of non-Reported students :- 30<sup>th</sup> Nov.2022

**JANUARY 2023** **Academic Days: 23**

MON	TUE	WED	THUR	FRI	SAT	SUN
30	31					1
2	3	4	5	6	7	8
9	10	11	12	13	14	15
16	17	18	19	20	21	22
23	24	25	26	27	28	29

Mid Semester Exam:-11<sup>th</sup>Jan.-13<sup>th</sup>Jan.2023  
 Makar Sankranti :- 14<sup>th</sup> Jan. 2023  
 Republic Day :- 26<sup>th</sup> Jan.2023  
 Parents Meet :- 28<sup>th</sup>Jan.2023  
 2<sup>nd</sup>Defaulter students list :- 31<sup>st</sup>Jan.2023

**MARCH 2023** **Academic Days: 4**

MON	TUE	WED	THUR	FRI	SAT	SUN
		1	2	3	4	5
6	7	8	9	10	11	12
13	14	15	16	17	18	19
20	21	22	23	24	25	26
27	28	29	30	31		

End of Classes:-6<sup>th</sup> March 203  
**Practical Exam.:-8<sup>th</sup> March-10<sup>th</sup> March 2023**  
 Dhulivandan:-7<sup>th</sup>March 2023  
 Gudi Padwa:-22<sup>nd</sup> March 2023  
**End Semester Examination :- 27<sup>th</sup> March -5<sup>th</sup> April 2023**  
 Ram Navami:- 30<sup>th</sup> March 2023

**DECEMBER 2022** **Academic Days: 25**

MON	TUE	WED	THUR	FRI	SAT	SUN
			1	2	3	4
5	6	7	8	9	10	11
12	13	14	15	16	17	18
19	20	21	22	23	24	25
26	27	28	29	30	31	

Late MadanBahu Patil Jayanti :- 2<sup>nd</sup> Dec.2022  
 Christmas:- 25th Dec. 2022  
**CA1 Evaluation: - 22<sup>th</sup> Dec. -24<sup>th</sup>Dec.22**  
 1<sup>st</sup> Defaulter students list :- 31<sup>st</sup> Dec. 2022

**FEBRUARY 2023** **Academic Days: 22**

MON	TUE	WED	THUR	FRI	SAT	SUN
		1	2	3	4	5
6	7	8	9	10	11	12
13	14	15	16	17	18	19
20	21	22	23	24	25	26
27	28					

Late Vishnu Anna Punyatithi :- 12<sup>th</sup> Feb. 2023  
 Mahashivratri:-18<sup>th</sup> Feb.2023  
 Chhatrapati Shivaji Maharaj Jayanti:-19<sup>th</sup> Feb.2023  
 Late Vasantdada Patil Punyatithi:- 21<sup>st</sup>Feb.2023  
**CA2 Evaluation: - 20<sup>th</sup> Feb. -25<sup>th</sup>Feb.2023**  
 3<sup>rd</sup> Defaulter students list :- 28<sup>th</sup> Feb.2023

**APRIL 2023** **Academic Days: 0**

MON	TUE	WED	THUR	FRI	SAT	SUN
					1	2
3	4	5	6	7	8	9
10	11	12	13	14	15	16
17	18	19	20	21	22	23
24	25	26	27	28	29	30

Mahavir Jayanti :- 4<sup>th</sup> April 2023  
 Good Friday :- 7<sup>th</sup> April 2023  
 SEM II starts :- 10<sup>th</sup> April 2023  
 Dr. Babasahed Ambedkar Jayanti :- 14<sup>th</sup> April 2023  
 Every Thursday Guest Lecture Series on Value Education .

SIP
  Holiday
  Exam
  Activity

**Dr. Anushka A.Patil**  
HoD, First Year Engineering

**Dr. K. K. Pandya**  
Dean Academic

**Dr. D. V. Ghewade**  
Principal



Dr. Vasantrodada Patil Shtekari Shikshan Mandal's  
**Padmabhooshan Vasantrodada Patil Institute Of Technology,**  
**Budhgaon. (Sangli)**  
**FIRST YEAR ENGINEERING DEPARTMENT (F. Y. B. Tech)**  
**TIMETABLE 2022-23 SEM-I**

With Effect  
 From  
 28/11/2022

**Class:- FE-I Branch:- Civil + Mech.+Mechatronics+ Instru. PHYSICS Group CL-08**

Sr. No.	TIME IN HRS	MONDAY	TUESDAY	WEDNESDAY	THURSDAY	FRIDAY	SATURDAY
1	10:00 TO 11:00	ES103-APL	A1- 102(T) /101(T) A2- ES108L	A1- HM109L A2-102(T) /101(T)	ES106-APL	BS102-AAS	LVH-Library Visit Hour-
2	11:00 TO 12:00	ES105-AJP	A3- BS107L	A3- ES108L	BS102-AAS	BS101-RUY	*- Extra
	12:00 TO 12.45	<b>LONG</b>		<b>RECESS</b>			
3	12.45 TO 13:45	BS101-RUY	A1- ES108L A2- HM109L	ES103-APL	ES106-MSK	A1- ES108L A2- BS107L	(T)-Tutorial
4	13:45 TO 14:45	HM104-AKC	A3-102(T) /101(T)	HM104-AKC	ES105-AJP	A3- ES108L	# - Alternate
	14:45 TO 15:00	<b>SHORT</b>		<b>RECESS</b>			
5	15:00 TO 16:00	A1- BS107L A2- ES108L	*ES103-APL	BS102-AAS	# TPO Session / Guest Lec. / M-M / Counselor Int.	BS101-RUY	# M-M / Counselor Int. Mentee –Mentor or Counselor Interaction
6	16:00 TO 17:00	A3- HM109L	*BS101-RUY	<b>LVH</b>		<b>LVH</b>	

RUY-R U Yadav AAS-A A Shaikh APL- A P Lad AKC- A K Chavan AJP-A J Pawar MSK- M S Kakmare

Sr. No.	Course Code	Name of the Course	Sr. No.	Course Code	Name of the Course	Sr. No.	Course Code	Name of the Course
1	BS101	Engineering Mathematics-I	4	HM104	Communication Skills	7	BS107L	Engineering Physics Laboratory
2	BS102	Engineering Physics	5	ES105	Energy and Environment Engineering	8	ES108L	Engineering Graphics Laboratory
3	ES103	Engineering Graphics	6	ES106	Basic Civil & Mechanical Engineering	9	HM109L	Communication Skills Laboratory

(Dr. S. L. Patil)  
**Time-Table Coordinator**  
**(F. Y. B. Tech.)**

(Dr. Mrs. A. A. Patil)  
**HOD**  
**(F. Y. B. Tech.)**

(Dr. K. K. Pandeyaji )  
**Academic Dean**

(Dr. D. V. Ghewade)  
**Principal**



Dr. Vasantrodada Patil Shtekari Shikshan Mandal's  
**Padmabhooshan Vasantrodada Patil Institute Of Technology,**  
**Budhgaon. (Sangli)**  
**FIRST YEAR ENGINEERING DEPARTMENT (F. Y. B. Tech)**  
**TIMETABLE 2022-23 SEM-I**

With Effect  
From  
28/11/2022

**Class: FE-III Branch: Elect. and Tele. (ETC) Engg + Chemical PHYSICS Group CL-04**

Sr. No.	TIME IN HRS	MONDAY	TUESDAY	WEDNESDAY	THURSDAY	FRIDAY	SATURDAY
1	10:00 TO 11:00	ES103-SBK	ES105-AJP	BS101-AKP	C1- HM109L C2-102(T)/101(T)	HM104-SEN	LVH-Library Visit Hour
2	11:00 TO 12:00	BS101-AKP	ES106-MSK	BS102-SLP	C3- ES108L	ES105--AJP	*-Extra
	12:00 TO 12.45	<b>LONG RECESS</b>					
3	12.45 TO 13:45	C1- ES108L	BS101-AKP	C1-102(T)/101(T)	ES103-SBK	BS102-SLP	(T)-Tutorial
4	13:45 TO 14:45	C2- BS107L C3- ES108L	HM104-SEN	C2- ES108L C3- BS107L	BS102-SLP	*BS101-AKP	# - Alternate
	14:45 TO 15:00	<b>SHORT RECESS</b>					
5	15:00 TO 16:00	ES106-SBK	C1- BS107L	*ES103-SBK	# TPO Session / Guest Lec. / M-M / Counselor Int.	C1- ES108L	# M-M / Counselor Int.- Mentee - Mentor or Counselor Interaction
6	16:00 TO 17:00	LVH	C2- ES108L C3- HM109L	LVH		C2- HM109L C3-102(T)/101(T)	

**AKP- A K Patil SLP-S L Patil SBK-S B Khandadale SEN- S E Narwade AJP- A J Pawar MSK- M S Kakmare**

Sr. No.	Course Code	Name of the Course	Sr. No.	Course Code	Name of the Course	Sr. No.	Course Code	Name of the Course
1	BS101	Engineering Mathematics-I	4	HM104	Communication Skills	7	BS107L	Engineering Physics Laboratory
2	BS102	Engineering Physics	5	ES105	Energy and Environment Engineering	8	ES108L	Engineering Graphics Laboratory
3	ES103	Engineering Graphics	6	ES106	Basic Civil & Mechanical Engineering	9	HM109L	Communication Skills Laboratory

(Dr. S. L. Patil)  
**Time-Table Coordinator**  
**(F. Y. B. Tech.)**

(Dr. Mrs. A. A. Patil)  
**HOD**  
**(F. Y. B. Tech.)**

(Dr. K. K. Pandeyaji )  
**Academic Dean**

(Dr. D. V. Ghewade)  
**Principal**



Dr. Vasanttraodada Patil Shtekari Shikshan Mandal's  
**Padmabhooshan Vasanttraodada Patil Institute Of Technology,**  
**Budhgaon. (Sangli)**  
**FIRST YEAR ENGINEERING DEPARTMENT (F. Y. B. Tech)**  
**TIMETABLE 2022-23 SEM-I**

With Effect  
From  
28/11/2022

**Class:- FE-V Branch: Electrical and Comp. Engg. (ECE) PHYSICS Group CL-05/06**

Sr. No.	TIME IN HRS	MONDAY	TUESDAY	WEDNESDAY	THURSDAY	FRIDAY	SATURDAY
1	10:00 TO 11:00	BS101-AVP (CL-05)	ES106-CDP (CL-06)	ES105-AJP (CL-05)	ES103-CDP (CL-06)	E1-102(T)/101(T) E2- ES108L E3- BS107L	L VH-Library Visit Hour
2	11:00 TO 12:00	BS102-SLP (CL-05)	BS101-AVP (CL-06)	BS101-AVP (CL-05)	BS102-SLP (CL-06)		*-Extra
	12:00 TO 12.45	<b>LONG RECESS</b>					
3	12.45 TO 13:45	ES103-CDP (CL-06)	E1- ES108L E2- BS107L E3- ES108L	BS102-SLP (CL-06)	E1- ES108L E2- HM109L E3-102(T) / 101(T)	ES105-AJP (CL-05)	# - Alternate (T)-Tutorial
4	13:45 TO 14:45	HM104- SEN (CL-06)		ES106-MSK (CL-06)		ES103-CDP (CL-05)	
	14:45 TO 15:00	<b>SHORT RECESS</b>					
5	15:00 TO 16:00	E1- HM109L E2-102(T)/101(T) E3- ES108L	HM104- SEN (CL-06)	E1- BS107L E2- ES108L E3- HM109L	# TPO Session / Guest Lec. / M-M / Counselor Int.	*BS101-AVP (CL-06)	# M-M / Counselor Int. Mentee –Mentor or Counselor Interaction
6	16:00 TO 17:00		L VH			L VH	

**AVP- A V Patil    SLP-S L Patil    CDP- C D Patil    SEN- S E Narwade    AJP- A J Pawar    MSK- M S Kakmare**

Sr. No.	Course Code	Name of the Course	Sr. No.	Course Code	Name of the Course	Sr. No.	Course Code	Name of the Course
1	BS101	Engineering Mathematics-I	4	HM104	Communication Skills	7	BS107L	Engineering Physics Laboratory
2	BS102	Engineering Physics	5	ES105	Energy and Environment Engineering	8	ES108L	Engineering Graphics Laboratory
3	ES103	Engineering Graphics	6	ES106	Basic Civil & Mechanical Engineering	9	HM109L	Communication Skills Laboratory

(Dr. S. L. Patil)  
**Time-Table Coordinator**  
(F. Y. B. Tech.)

(Dr. Mrs. A. A. Patil)  
**HOD**  
(F. Y. B. Tech.)

(Dr. K. K. Pandiyaji )  
**Academic Dean**

(Dr. D. V. Ghewade)  
**Principal**



## DEPARTMENTAL ACTIVITY

### 1) MENTORING ACTIVITY:

Each faculty from respective branch has been **assigned some students for mentoring**. Mentoring Forms (Student Information Form) are maintained by mentor (faculty), which involves **details of students** such as Date of Birth, Blood Group, Mail – ID, Parents information, academic information, his/her involvement in different activities. **At least once in a week interaction with the concerned students is done by respective mentor.**

Through interaction their difficulties **from department, hostel and amenities are known**. The suggestions and difficulties from the interaction are **conveyed to higher authorities** on whom corrective actions are taken. **Personal difficulties** during the interaction are also shared by the students. On which appropriate guidance and help is provided. The mentoring batch allotted is continued till the student completes his/her graduation.

Professional guidance is provided by arranging lectures of eminent personalities from Academic, Industry and Social spheres. Lectures of faculty from other institutions are organized. Mentoring includes **professional guidance, carrier advancement/ course work specific/ lab specific/ total development.**

#### Note:

- i. Student should collect **Mentoring Forms (Student Information Form)** from Respective **Mentors** and fill this form within **one week from the Commencement of Term and classes.**
- ii. Student should attend Mentoring Lectures as per Time Table Schedule.
- iii. **At least once in a week** interaction with the concerned Mentor is done by respective student.

### COUNSELING ACTIVITY

- **Encourage students** to discuss their ideas
- Help to **lower stress and build confidence**
- Increases personal knowledge and organizational awareness
- Gives wisdom, advise, help and encouragement
- Develops an environment that supports constructive criticism
- Experiencing greater self-esteem and motivation to succeed.
- Improving interpersonal relationship such as with teacher and family.
- Receiving assistance in choosing a carrier path.

**Counselor expert: Mrs. Archana Muley (Mobile: 9881667158)**

Internal expert may be Dean, Head of department, Coordinators, Class Teachers, Mentors etc. whereas external expert may be related to medical field. **Counselor** as a mentor has been **assigned for each student**. Counseling sheets are maintained by



**Counselor (Mentor), at least once in each week interaction with the concerned class is done by respective counselor.**

### **CLASS TEACHER**

- Receiving assistance with academic endeavors.
- Constructive interaction with a class teacher and participation in collective activities he or she arranges engagement in the field.
- Receiving encouragement to stay in college.
- Receiving assistance in the understanding of subject.
- It supports their advancement in research activity, conference, presentation, publication, pedagogical skill etc.
- Student should collect **Leave Application Form** from Class Teacher
- Defaulter Student should contact with their Class Teacher /Mentor/ Head of First Year Engg. Dept. (/Dr. Mrs. A. A. Patil) within 2-3 days after displaying Defaulter List on notice board as well as on college web site.

### **REMEDIAL LECTURES**

Extra lectures are arranged for those students who are either weak in particular subject or failed in previous semester.

- Note:** 1) Student should **attend Remedial Lectures** as per Time Table Schedule.  
2) Time Table Schedule for Remedial Lectures will be display after completion of Mid/ End Term Test.

### **CO/ EXTRA CURRICULAR ACTIVITIES:**

Paper/ PPT Presentation, Nirmiti, Vasantotav and Sports activity benefits the student to participate in extracurricular activities.

<b>Date</b>	<b>Activity Name</b>	<b>Participation level</b>	<b>Outcome</b>

---

**REMARKS:** Student should submit Xerox copy of certificates obtained from Co/Extra Curricular Activities to Class Teacher.

---



## **ANTI-RAGGING ACTIVITY**

### **ANTI-RAGGING RULES AND REGULATIONS**

Ragging is a criminal offense as per act no. 1098 (113/98) WISHI-3, 27-5-99.

#### **What Constitutes Ragging?**

Ragging constitutes one or more of any of the following acts:

- Any conduct by any student or students whether by words spoken or written or by an act which has the effect of teasing, treating or handling with rudeness a fresher or any other student.
- Asking any student to do any act which such student will not in the ordinary course do and which has the effect of causing or generating a sense of shame, or torment or embarrassment so as to adversely affect the physique or psyche of such fresher or any other student.
- Any act by a senior student that prevents, disrupts or disturbs the regular academic activity of any other student or a fresher.
- Exploiting the services of a fresher or any other student for completing the academic tasks assigned to an individual or a group of students.
- Any act of financial extortion or forceful expenditure burden put on a fresher or any other student by students.
- Any act of physical abuse including all variants of it: sexual abuse, homosexual assaults, and stripping, forcing obscene and lewd acts, gestures, causing bodily harm or any other danger to health or person.

#### **ADMINISTRATIVE ACTION IN THE EVENT OF RAGGING:**

The institution shall punish a student found guilty of ragging after following the procedure and in the manner prescribed here in under

- a) Suspension from attending classes and academic privileges.
- b) Withholding/ withdrawing scholarship/ fellowship and other benefits.
- c) Debarring from appearing in any test/ examination or other evaluation process.
- d) Withholding results.
- e) Debarring from representing the institution in any regional, national or international meet, tournament, youth festival, etc.
- f) Suspension/ expulsion from the hostel.
- g) Cancellation of admission.
- h) Rustication from the institution for period ranging from one to four semesters.
- i) Expulsion from the institution and consequent debarring from admission to any other institution for a specified period.



**Library:** Late Shri Vishnuanna Patil Technical Library – This spacious Library of the Institute is enriched with more than 59000 Volumes of books with more than 78 Indian, 30 International Journals, 538 online journals and periodicals are subscribed per month. Total nontechnical journal are 09, 1800 digital books and 400 Videos.



## **Gymkhana and N.S.S.**

PVPIT has been keen in providing sufficient time and facilities for sports and gymnasium. The Gymkhana is equipped with the cardio and strength machines. The facilities for outdoor and indoor games like table-tenis, Volleyball, basketball, badminton courts as well as cricket, kho-kho and kabaddi are available. PVPIT shares the athletics track and indoor multipurpose hall with its neighboring sport complex.

The National Service Scheme (NSS) is an Indian government-sponsored flagship for public service program conducted by the Ministry of Youth Affairs and Sports of the Government of India. Popularly known as NSS, it provides opportunity to the student youth of Technical Institution, Graduate and Post Graduate at colleges and University level of India to take part in various government led community service activities and programmes. Under this program we always serve/ help community various social activities arrange by NSS. e.g.

Blood Donation and Health Checkup camp, Swachh Bharat Abhiyaan and various social and various National activities as per the directions receive from UGC and University..

## **Hostel**



The institute has multi storey hostel building inside the institute campus, which accommodates about 450 boys. There is separate girl's hostel where 225 girls can live comfortably with all amenities. Guest house facility is available for visiting parents. The hostels have all necessary facilities such as water purification plant, water coolers, T.V. Medical First aid center, Water heating plant, News Paper, Reading Room, Indoor games, Canteen, Mess, Laundry, Xerox Center, Public Telephone booth are available inside the campus.



## Training and Placement Office (TPO)

Placement @PVPIT Sangli: All students those who are interested for industrial placement, are groomed and prepared to face the interview process. Efforts are made by all means to provide maximum opportunities to each and every student, so that every eligible and interested student get at least one offer



### Objectives of Training and Placement

The **Training and Placement (TandP)** cell at PVPIT guide and counsel every students to choose their proper career path, make them eligible and employable. Here we groom future Technocrats as per their interest and make them industry-ready. The objective is to

- ❖ Provide opportunities for industrial placements
- ❖ Motivate them for other placement opportunities \*
- ❖ Motivate them to become future entrepreneur
- ❖ Motivate them to opt for Higher Education and research.

At PVPIT students can have their choice of placement other than job in industry. Accordingly we provide with the source of appropriate knowledge and skill which would be resourceful them. Training is given to improve their aptitude and soft skill through expert agencies.

We provide proper platform for \*other placements like teaching as a profession, competitive exams, higher education, education abroad, jobs in government or semi government, defence services and research sector. We encourage and empower student to become an entrepreneur and provide them necessary awareness and orientation about it.

### Our Recruiters





## Engineering Mathematics – I (4 Credits) BTBS101

### Teaching Scheme

Lecture: 3 hrs/ week

Tutorial: 1 hr/ week

### Evaluation Scheme

Continuous Assessment:- 20 Marks

Mid Term Test:-20 Marks

End Semester Exam:-60 Marks

### Course Objectives:

1. To know the application of the matrix technique (Linear algebra) to find solutions of system of linear equations arising in many engineering problem
2. To know and apply the concept partial derivatives and their applications to Maxima/ Minima, series expansion of multi valued functions.
3. To understand Computation of Jacobian of functions of several variables and their applications to engineering problems
4. To identify and sketch of curves in various coordinate system.
5. To evaluate multiple integrals and their applications to area and volume.

### Course Outcomes:

#### Students will be able to :

1. Apply the matrix technique (Linear algebra) to find solutions of system of linear equations arising in many engineering problem
2. Demonstrate the concept partial derivatives and their applications to Maxima/ Minima , series expansion of multi valued functions.
3. Compute Jacobian of functions of several variables and their applications to engineering problems
4. Identify and sketch of curves in various coordinate system.
5. Evaluate multiple integrals and their applications to area and volume

Unit No.	Details of Content	Hrs
1.	<b>Linear Algebra- Matrices</b> Inverse of a matrix by Gauss-Jordan method; Rank of a matrix; Normal form of a matrix ; Consistency of non- homogeneous and homogeneous system of linear equations ; Eigen values and eigen vectors ; Properties of eigen values and eigen vectors (without proofs); Cayley- Hamilton's theorem (without proof) and its applications.	6
2.	<b>Partial Differentiation</b> Partial derivatives of first and higher orders; Homogeneous functions – Euler's Theorem for functions containing two and three variables (with proofs); Total derivatives; Change of variables.	6
3.	<b>Applications of Partial differentiation</b> Jacobians - properties; Taylor's and Maclaurin's theorems (without proofs) for functions of two variables; Maxima and minima of functions of two variables; Lagrange's method of undetermined multipliers..	6
4.	<b>Reduction Formulae and Curve Tracing</b> Tracing of the curves given in Cartesian, parametric and polar forms. Reduction formulae for $\int_0^{\frac{\pi}{2}} \sin^n x \, dx$ , $\int_0^{\frac{\pi}{2}} \cos^n x \, dx$ , $\int_0^{\frac{\pi}{2}} \sin^n x \cos^n x \, dx$	6



<b>5.</b>	<b>Multiple Integrals</b> Double integration in Cartesian and polar co-ordinates; Evaluation of double integrals by changing the order of integration and changing to polar form; Triple integral; Applications of multiple integrals to find area as double integral , volume as triple integral and surface area.	<b>8</b>
<p><b>Text Books</b></p> <ol style="list-style-type: none"><li>1) Higher Engineering Mathematics by B. S. Grewal, Khanna Publishers, New Delhi</li><li>2) Advanced Engineering Mathematics by Erwin Kreyszig, John Wiley and Sons, New York</li><li>3) A Course in Engineering Mathematics (Vol I) by Dr. B. B. Singh, Synergy Knowledgeware, Mumbai.</li><li>4) A Text Book of Applied Mathematics (Vol I and II) by P. N. Wartikar and J. N. Wartikar, Pune, Vidyarthi Griha Prakashan, Pune.</li><li>5) Higher Engineering Mathematics by H. K. Das and Er. Rajnish Verma, S. Chand and CO. Pvt. Ltd., New Delhi.</li></ol> <p><b>Reference Books</b></p> <ol style="list-style-type: none"><li>1) Higher Engineering Mathematics by B. V. Ramana, Tata McGraw-Hill Publications, New Delhi.</li><li>2) A Text Book of Engineering Mathematics by Peter O' Neil, Thomson Asia Pte Ltd. , Singapore.</li><li>3) Advanced Engineering Mathematics by C. R. Wylie and L. C. Barrett, Tata McGraw-Hill Publishing Company Ltd., New Delhi.</li></ol> <p><b><u>General Instructions</u></b></p> <ul style="list-style-type: none"><li>➤ The tutorial classes in Engineering Mathematics-I are to be conducted batchwise. Each class should be divided into three batches for the purpose.</li><li>➤ The internal assessment of the students for 20 marks will be done based on assignments, surprise tests, quizzes, innovative approach to problem solving and percentage attendance.</li><li>➤ The minimum number of assignments should be eight covering all topics.</li></ul>		



**DR. BABASAHEB AMBEDKAR TECHNOLOGICAL UNIVERSITY, LONERE –**  
**RAIGAD -402 103**  
**Semester Winter Examination – Dec.- 2019**

Branch: B. Tech. (Common to all)  
Subject:- Engineering Mathematics – I (MATH 101)  
Date:- 11/12/2019

Semester:- I  
Marks: 60  
Time:- 3 Hr.

**Instructions to the Students**

1. Attempt **any five** questions of the following.
2. Illustrate your answers with neat sketches, diagram etc., wherever necessary.
3. If some part or parameter is noticed to be missing, you may appropriately assume it and should mention it clearly

**Q.1**

(a) Determine the consistency of the set of equations:

$$x - 2y + z = -5; \quad x + 5y - 7z = 2; \quad 3x + y - 5z = 1. \quad [6 \text{ Marks}]$$

(b) Find the eigen values and eigen vectors of the matrix  $A = \begin{bmatrix} 3 & 1 & 4 \\ 0 & 2 & 6 \\ 0 & 0 & 5 \end{bmatrix}$ . [6 Marks]

**Q.2**

(a) If  $y = x^n \log x$ , prove that  $y_{n+1} = \frac{n!}{x}$ . [6 Marks]

(b) Using Taylor's theorem,

Prove that  $\log \sin x = \log \sin a + (x - a) \cot a - \frac{1}{2}(x - a)^2 \operatorname{cosec}^2 a + \dots$  [6 Marks]

**Q.3 Solve any TWO:**

(a) If  $u = \log(x^3 + y^3 + z^3 - 3xyz)$ , show that  $\left(\frac{\partial}{\partial x} + \frac{\partial}{\partial y} + \frac{\partial}{\partial z}\right)^2 u = \frac{-9}{(x+y+z)^2}$ . [6 Marks]

(b) If  $z$  is a homogeneous function of degree  $n$  in  $x$  and  $y$ , prove that  $x^2 \frac{\partial^2 z}{\partial x^2} + 2xy \frac{\partial^2 z}{\partial x \partial y} + y^2 \frac{\partial^2 z}{\partial y^2} = n(n-1)z$ . [6 Marks]

(c) If  $z = f(x, y)$  where  $x = e^u + e^{-v}$  &  $y = e^{-u} - e^v$ , then show that  $\frac{\partial z}{\partial u} - \frac{\partial z}{\partial v} = x \frac{\partial z}{\partial x} - y \frac{\partial z}{\partial y}$ . [6 Marks]

**Q.4**

(a) If  $u = \frac{yz}{x}$ ,  $v = \frac{zx}{y}$ ,  $w = \frac{xy}{z}$ , show that  $\frac{\partial(u,v,w)}{\partial(x,y,z)} = 4$ . [4 Marks]

(b) Find the percentage error in the measurement of the area of an ellipse when an error of 1.5 % is made



in measuring its major and minor axes.

[4 Marks]

(c) Find the points on the surface  $z^2 = xy + 1$  nearest to the origin.

[4 Marks]

**Q.5 Solve any TWO:**

(a) Evaluate the integral  $I = \int_0^1 \int_0^x e^{x+y} dy dx$ .

[6 Marks]

(b) Change the order of integration and evaluate  $\int_0^{\frac{\pi}{2}} \int_x^{\frac{\pi}{2}} \frac{\cos y}{y} dx dy$ .

[6 Marks]

(c) Evaluate the integral  $I = \int_0^a \int_0^x \int_0^{x+y} e^{x+y+z} dz dx dy$ .

[6 Marks]

**Q.6**

(a) State D' Alembert's ratio test, and hence check the convergence of the series:

$$\sum_{n=1}^{\infty} \left( \frac{n^2}{2^n} + \frac{1}{n^2} \right).$$

[6 Marks]

(b) State Cauchy's root test, and hence check the convergence of the series:

$$\sum \frac{[(2n+1)x]^n}{n^{n+1}} \quad (x > 0).$$

[6 Marks]

\*\*\*\*\* Paper End \*\*\*\*\*



## Engineering Physics (4 Credits) BTBS102

### Teaching Scheme

Lecture: 3 hrs/ week Tutorial: 1 hr/ week

### Evaluation Scheme

Continuous Assessment:- 20 Marks Mid Term Test:-20 Marks  
End Semester Exam:-60 Marks

### Course Objectives:

To provide a firm grounding in the basic physics principles and concept to resolve many Engineering and technology related problems.  
To understand and study the Physics principles behind the developments of Engineering materials.

### Course Outcomes: Students will be able to :

Explain and apply the concept of types of Oscillation, Dielectric properties and ultrasonics  
Explain and compare between Interference and Polarisation of light ,working Principle of Lasers and Fiber optics  
Interpret, apply and demonstrate principle of motion of charged particles in E and B fields, BA in bridge Mass spectrograph  
Identify Types of crystals and crystal planes using Miller indices, Experimental approach.

Unit No.	Details of Content	Hr s
1.	<b>Oscillation and Ultrasonic's</b> Free oscillation, damped oscillation, Forced oscillation and Resonance, differential wave equation, Ultrasonic waves, production of ultrasonics (Piezoelectric effect, Magnetostriction effect) and its application.	7
2.	<b>Unit II: Optics, Fibre Optics and Laser:</b> Interference of light in thin film, wedge shaped film, Newton's rings, polarization of light, methods for production of polarized light(Reflection, Refraction & Double refraction), Huygen's theory of double refraction, Principle and structure of optical fibre, acceptance angle, acceptance cone, numerical aperture. Principle of laser, Types of laser – Ruby and He-Ne laser and their applications.	7
3.	<b>Unit III: Electron Optics, Nuclear and Quantum Mechanics:</b> Motion of electron in Electric field (parallel and perpendicular), Motion of electron in magnetic field, motion of electron in combined effect, Bainbridge mass spectrograph, G. M counter, Heisenberg's uncertainty principle, Schrödinger's time dependent and time independent wave equations, physical significance of wave function.	7



4.	<b>Crystal Structure, X-rays and Electrodynamics</b> Unit cell, Bravais lattice, cubic system, number of atoms per unit cell, coordination number, atomic radius, packing density, relation between lattice constant and density, lattice planes and Miller indices, X-ray diffraction, Line and Continuous Spectrum of X-ray, Introduction of Maxwell equations (no derivation).	7
5.	<b>Magnetic, Superconducting and Semiconducting materials</b> Types of magnetic materials (Diamagnetic, Paramagnetic and Ferromagnetic), B-H curve, Superconductivity, types of superconductors, Meissner effect, properties and applications of superconductor, Band theory of solids, conductivity of semiconductors, Halleffect.	7

**Text books**

1. Engineering Physics M.N. Avadhanulu and P.G. Kshirsagar. S.Chand and Company LTD.
2. Engineering Physics – Dr. L. N. Singh. Synergy Knowledgeware-Mumbai.
3. Engineering Physics - R.K. Gaur and S. L. Gupta. DhanpatRai Publications Pvt. Ltd.- New Delhi.
4. Fundamental of Physics - Halliday and Resnik. Willey Eastern Limited.

**Reference books**

1. Introduction to Electrodynamics –David R. Griffiths
2. Concept of Modern Physics – Arthur Beizer. Tata McGraw-Hill Publishing Company Limited.
3. Optics – Ajay Ghatak. Mac Graw Hill Education (India) Pvt. Ltd.
4. Science of Engineering Materials- C.M. Srivastava and C. Srinivasan. New Age International Pvt. Ltd.
5. Solid State Physics – A.J. Dekker. McMillan India –Limited.
6. The Feynman Lectures on Physics Vol. I, II, III.
7. Introduction to solid state physics – Charles Kittel. John Willey and Sons



**Engineering Physics Laboratory**  
**BTBS107L**

**Practical Scheme**

Lecture: 2 Hrs/ Batch

**Evaluation Scheme**

Continuous Assessment:- 60 Marks External Exam:-40 Marks

At least 10 experiments should be performed from the following list.

Sr. No.	Practical
1.	Newton's rings - Determination of radius of curvature of Plano convex lens / wavelength of light
2.	Wedge Shaped film - Determination of thickness of thin wire
3.	Half shade Polarimeter - Determination of specific rotation of optically active material
4.	Laser - Determination of wavelength of He-Ne laser light
5.	Magnetron Tube - Determination of 'e/m' of electron
6.	G.M. Counter - Determination of operating voltage of G.M. tube
7.	Crystal Plane – Study of planes with the help of models related Miller Indices
8.	Hall Effect - Determination of Hall Coefficient
9.	Four Probe Method - Determination of resistivity of semiconductor
10.	Measurement of Band gap energy of Semiconductors
11.	Study of I-V characteristics of P-N junction diode
12.	Experiment on fibre optics
13.	Ultrasonics Interferometer
14.	B-H Curve Experiment
15.	Susceptibility measurement experiment



**DR. BABASAHEB AMBEDKAR TECHNOLOGICAL UNIVERSITY, LONERE**

**Regular End Semester Examination – Summer 2022**

**Course: B. Tech.**

**Branch: All branches (Group B )**

**Semester: II**

**Subject Code & Name: BTBSP202 Engineering Physics**

**Max Marks: 60**

**Date:20/08/2022**

**Duration: 3.45 Hr.**

**Instructions to the Students:**

1. All the questions are compulsory.
2. The level of question/expected answer as per OBE or the Course Outcome (CO) on which the question is based is mentioned in ( ) in front of the question.
3. Use of non-programmable scientific calculators is allowed.
4. Assume suitable data wherever necessary and mention it clearly.

	(Level/CO)	Marks
<b>Q.1 Solve Any Two of the following.</b>		
A) In case of Forced vibrations, prove that $A = \frac{f}{\sqrt{(\omega^2 - p^2)^2 + 4b^2p^2}}$	(CO1) (Understand)	6
B) Explain the construction and working for production of ultrasonic waves using Piezoelectric Oscillator.	(CO1) (Understand)	6
C) Write any two applications of ultrasonic waves. Calculate the thickness of quartz plate which is used to produce ultrasonic waves of 2 MHz. Density of quartz is $2.65 \times 10^3 \text{ kg/m}^3$ and Young's modulus is $8 \times 10^{10} \text{ N/m}^2$	(CO1) (Remember & Understand)	6
<b>Q.2 Solve Any Two of the following.</b>		
A) Derive an expression for diameter of Newton's bright and dark rings.	(CO2) (Understand)	6
B) Explain the construction and working of Ruby Laser.	(CO2) (Understand)	6
C) State and explain Brewster's law.  With a slab of flint glass, the angle of polarization is found to be $62^\circ 24'$ . Calculate the refractive index of the flint glass.	(CO2) (Remember & Understand)	6
<b>Q.3 Solve Any Two of the following.</b>		
A) With neat diagram, explain the construction and working of Bainbridge Mass Spectrograph.	(CO3) (Understand)	6
B) Explain the construction and working of Geiger Muller Counter.	(CO3) (Understand)	6
C) Derive Schrodinger's time independent wave equation.	(CO3) (Understand)	6
<b>Q.4 Solve the following questions.</b>		
A) Calculate atomic radii in SC, BCC and FCC lattices with suitable diagrams.	(CO4) (Understand)	6
B) Explain characteristics and continuous X-ray spectra.	(CO4) (Understand)	6
<b>Q.5 Solve Any Two of the following.</b>		
A) Explain B-H curve for ferromagnetic materials. Define the terms Coercivity and Retentivity.	(Understand)	6
B) Distinguish between Type I and Type II superconductors.	(Understand)	6
C) What is Hall effect? Derive an expression for Hall Voltage and Hall Coefficient.	(Remember & Understand)	6

\*\*\* End \*\*\*



## Engineering Graphics (2 Credits) BTES203

### Teaching Scheme

Lecture: 2 hrs/ week

### Evaluation Scheme

Continuous Assessment:- 20 Marks Mid Term Test:-20 Marks  
End Semester Exam:-60 Marks

### Course Objectives:

- To make use of drawing instruments effectively for drawing and dimensioning.
- To understand the conventions and methods of engineering drawing.
- To know the concept of projections of points, lines, planes, solids and section of solids.
- To understand the Construction isometric and orthographic views of given objects.

### Course Outcomes: Students will be able to :

- Use of drawing instruments effectively for drawing and dimensioning.
- Explain conventions and methods of engineering drawing.
- Apply concept of projections of points, lines, planes, solids and section of solids.
- Construct isometric and orthographic views of given objects.

Unit No.	Details of Content	Hrs
1.	<b>Drawing standards and geometrical construction:</b> Drawing standard SP: 46, Type of lines, lettering, dimensioning, scaling conventions. Geometrical construction: Dividing a given straight line into any number of equal parts, bisecting a given angle, drawing a regular polygon given one side, special methods of constructing a pentagon and a hexagon.	4
2.	<b>Orthographic Projections and Projections of Points:</b> Introduction to orthographic projection, drawing of orthographic views of objects from their isometric views. Projection of points lying in four quadrants.	4
3.	<b>Projections of Straight Lines and Planes and their Traces :</b> Projections of lines parallel and perpendicular to one or both planes, projections of lines inclined to one or both planes. Traces of lines. Projections of planes parallel and perpendicular to one or both planes, projection of planes inclined to one or both planes.	4
4.	<b>Projections of Solids</b> Types of solids, projections of solids with axis perpendicular and parallel to HP and VP, solids with axis inclined to one or both the planes. Projections of spheres touching each other.	4
5.	<b>Sectioning of Solids, Isometric Projections</b> Sectioning of solids: Section planes perpendicular to one plane and parallel or inclined to other plane. Isometric projections: Isometric scale, drawing of isometric projections from given orthographic views.	4



### Reference/ Text Books

1. N. D. Bhatt, *Engineering Drawing*, Charotar Publishing House, 46<sup>th</sup> Edition, 2003
2. K. V. Natarajan, *A text book of Engineering Graphic*, Dhanalakshmi Publishers, Chennai, 2006
3. K. Venugopal and V. Prabhu Raja, *Engineering Graphics*, New Age International (P) Ltd, 2008
4. Dhananjay A. Jolhe, *Engineering Drawing with an Introduction to Autocad*, McGraw Hill Education, 2017

<b>Engineering Graphics Laboratory</b> <b>BTES108L</b>	
<b>Practical Scheme</b> Lecture: 4 Hrs/ Batch	<b>Evaluation Scheme</b> Continuous Assessment:- 60 Marks External Exam:-40 Marks
<b>List of Practical</b>	
<b>Sr. No.</b>	<b>Name of Experiment</b>
1.	Lines, lettering and dimensioning.
2.	Geometrical Constructions.
3.	Orthographic projections.
4.	Projections of points and straight lines
5.	Projections of planes.
6.	Projections of solids.
7.	Section of solids.
8.	Isometric Projections.



DR. BABASAHEB AMBEDKAR TECHNOLOGICAL UNIVERSITY, LONERE

Regular End Semester Examination – Summer 2022

Course: B. Tech. (First Year All Branches Group B)

Semester : II

Subject Code & Name: BTES203G Engineering Graphics

Max Marks: 60

Date: 23/08/2022

Duration: 5 Hrs.

Instructions to the Students:

1. All the questions are compulsory.
2. The level of question/expected answer as per OBE or the Course Outcome (CO) on which the question is based is mentioned in ( ) in front of the question.
3. Use of non-programmable scientific calculators is allowed.
4. Assume suitable data wherever necessary and mention it clearly.

	(Level/CO)	Marks
<b>Q.1 Solve the following.</b>		
A) Construct a regular pentagon of 30 mm side by general method.	Remember	06
B) Explain the different methods of dimensioning.	Understand	06
<b>Q.2 Solve Any one of the following.</b>		
A) Draw the elevation, top view and side view of the object shown in figure 1. All dimensions are in mm.	Apply	12

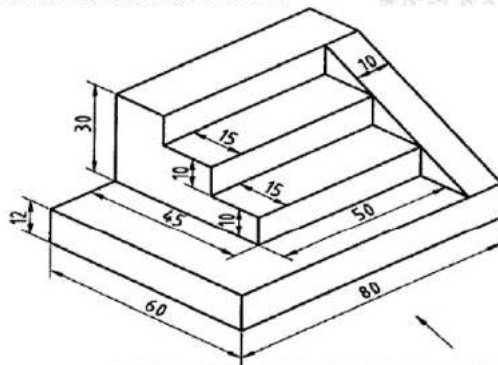


Figure: 1

B) Draw the elevation, top view and side view of the object shown in figure 2. All dimensions are in mm.	Apply	12
--	-------	----

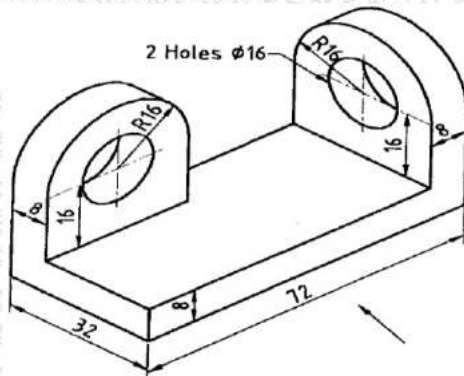


Figure: 2

<b>Q.3 Solve Any Two of the following.</b>		
A) Line AB is 75 mm long. It's F.V. and T.V. measure 50 mm & 60 mm long respectively. End A is 10 mm above H.P. and 15 mm in front of V.P. Draw projections of line AB if end B is in first quadrant. Find angle with HP and VP.	Evaluate	06
B) End A of a line AB is 25 mm below HP and 35 mm behind VP. Line is 30° inclined to HP. There is a point P on AB contained by both HP & VP. Draw projections; find inclination with VP and traces.	Evaluate	06



C) A hexagonal plane has its one side in HP and Its opposite parallel side is 25 mm above HP and in VP. Draw its projections. Take side of hexagon 30 mm long. Evaluate 06

**Q.4 Solve Any Two of the following.**

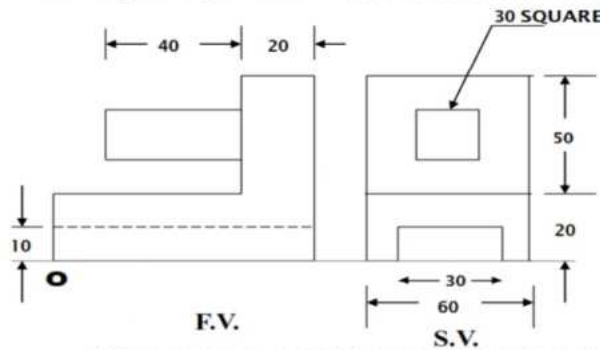
A) A right circular cone, 40 mm base diameter and 60 mm long axis is resting on Hp on one point of base circle such that its axis makes  $45^\circ$  inclination with HP and  $40^\circ$  inclination with VP. Draw it's projections. Evaluate 06

B) A frustum of regular hexagonal pyramid is standing on its larger base. On HP with one base side perpendicular to VP. Draw it's FV & TV. Project it's auxiliary TV on an AIP parallel to one of the slant edges showing TL. Base side is 50 mm long, top side is 30 mm long and 50 mm is height of frustum. Evaluate 06

C) A cylinder 40 mm diameter and 50 mm axis is resting on one point of a base circle on VP while it's axis makes  $45^\circ$  with VP and FV of the axis  $35^\circ$  with HP. Draw projections.. Evaluate 06

**Q.5 Solve the following.**

F.V. and S.V. of an object are given. Draw its isometric view. Synthesize 12



\*\*\* End \*\*\*



## Communication Skills ( 2 Credits) BTHM104

### Teaching Scheme Evaluation Scheme

Lecture: 2 Hrs/ week Continuous Assessment:- 20 Marks

Mid Term Test:- 20 Marks End Semester Exam:- 60 Marks

#### Course Objectives:

To know and apply speaking and writing skills in professional as well as social situations

To Overcome Mother Tongue Influence and demonstrate neutral accent while exercising English

To know and apply communication skills for Presentations, Group Discussion and interpersonal interactions.

To know and apply grammar correctly during Speaking and Writing situations especially in context with Presentations

#### Course Outcomes: Students will be able to:

Apply speaking and writing skills in professional as well as social situations

Overcome Mother Tongue Influence and demonstrate neutral accent while exercising English

Apply communication skills for Presentations, Group Discussion and interpersonal interactions.

Apply grammar correctly during Speaking and Writing situations especially in context with Presentations, Public Speaking

Unit No.	Details of Content	Hrs
1.	<b>Communication and Communication Processes</b> Introduction to Communication, Forms and functions of Communication, Barriers to Communication and overcoming them, Verbal and Non-verbal Communication Reading: Introduction to Reading, Barriers to Reading, Types of Reading: Skimming, Scanning, Fast Reading, Strategies for Reading, Comprehension. Listening : Importance of Listening, Types of Listening, Barriers to Listening.	4
2.	<b>Verbal and Non-verbal Communication</b> Use of Language in Spoken Communication, Principles and Practice of Group Discussion, Public Speaking (Addressing Small Groups and Making Presentation), Interview Techniques, Appropriate Use of Non-verbal Communication, Presentation Skills, Extempore, Elocution.	4
3.	<b>Study of Sounds in English</b> Introduction to phonetics, Study of Speech Organs, Study of Phonemic Script, Articulation of Different Sounds in English.	2
4.	<b>English Grammar</b> Grammar: Forms of Tenses, Articles, Prepositions, Use of Auxiliaries and Modal Auxiliaries, Synonyms and Antonyms, Common Errors.	5



<b>5.</b>	<b>Writing Skills, Reading Skills and Listening Skills</b> Features of Good Language, Difference between Technical Style and Literary Style, Writing Emails, Formal and Informal English, Technical Reports: Report Writing: Format, Structure and Types Letter Writing: Types, Parts, Layouts, Letters and Applications, Use of Different Expressions and Style, Writing Job Application Letter and Resume.	<b>4</b>
-----------	---	----------

**Reference Books:**

- 1) Sanjay Kumar, Pushp Lata, *Communication Skills*, Oxford University Press, 2016
- 2) Meenakshi Raman, Sangeeta Sharma, *Communication Skills*, Oxford University Press, 2017
- 3) Teri Kwal Gamble, Michael Gamble, *Communication Works*, Tata McGraw Hill Education, 2010
- 4) Anderson, Kenneth. Joan Maclean and Tossny Lynch. *Study Speaking: A Course in Spoken English for Academic Purposes*. Cambridge: CUP, 2004.
- 5) Aswalthapa, K. *Organisational Behaviour*, Himalayan Publication, Mumbai (1991).
- 6) Atreya N and Guha, *Effective Credit Management*, MMC School of Management, Mumbai (1994).
- 7) Balan, K.R. and Rayudu C.S., *Effective Communication*, Beacon New Delhi (1996).
- 8) Bellare, Nirmala. *Reading Strategies*. Vols. 1 and 2. New Delhi. Oxford University Press, 1998.
- 9) Bhasker, W. W. S and Prabhu, N. S.: *English through Reading*, Vols. 1 and 2. Macmillan, 1975
- 10) Black, Sam. *Practical Public Relations*, E.L.B.S. London (1972).
- 11) Blass, Laurie, Kathy Block and Hannah Friesan. *Creating Meaning*. Oxford: OUP, 2007.
- 12) Bovee Courtland L, and Thrill, John V. *Business Communication*, Today McGraw Hill, New York, Taxman Publication (1989).

**Text book:**

- 1) Mohd. Ashraf Rizvi, *Communication Skills for Engineers*, Tata McGraw Hill



### Reference Books:

- a. Sanjay Kumar, Pushp Lata, *Communication Skills*, Oxford University Press, 2016
- b. Meenakshi Raman, Sangeeta Sharma, *Communication Skills*, Oxford University Press, 2017
- c. Teri Kwal Gamble, Michael Gamble, *Communication Works*, Tata McGraw Hill Education, 2010
- d. Anderson, Kenneth. Joan Maclean and Tossny Lynch. *Study Speaking: A Course in Spoken English for Academic Purposes*. Cambridge: CUP, 2004.
- e. Aswalthapa, K. *Organisational Behaviour*, Himalayan Publication, Mumbai (1991).
- f. Atreya N and Guha, *Effective Credit Management*, MMC School of Management, Mumbai (1994).
- g. Balan, K.R. and Rayudu C.S., *Effective Communication*, Beacon New Delhi (1996).
- h. Bellare, Nirmala. *Reading Strategies*. Vols. 1 and 2. New Delhi. Oxford University Press, 1998.
- i. Bhasker, W. W. S & Prabhu, N. S.: *English through Reading*, Vols. 1 and 2. Macmillan, 1975.
- j. Black, Sam. *Practical Public Relations*, E.L.B.S. London (1972).
- k. Blass, Laurie, Kathy Block and Hannah Friesan. *Creating Meaning*. Oxford: OUP, 2007.
- l. Bovee Courtland, L and Thrill, John V. *Business Communication*, Today McGraw Hill, New York, Taxman Publication (1989).

### Communication Skill Lab:

At least 10 experiments should be performed from the following list

- 1) How to introduce oneself?
- 2) Introduction to Phonemic symbols
- 3) Articulation of sounds in English with proper manner
- 4) Practice and exercises on articulation of sounds
- 5) Read Pronunciations/transcriptions from the dictionary
- 6) Practice and exercises on pronunciations of words
- 7) Introduction to stress and intonation
- 8) Rapid reading sessions
- 9) Know your friend
- 10) How to introduce yourself
- 11) Extempore
- 12) Group discussion
- 13) Participating in a debate
- 14) Presentation techniques
- 15) Interview techniques



**DR. BABASAHEB AMBEDKAR TECHNOLOGICAL UNIVERSITY, LONERE**

**Regular End Semester Examination – Summer 2022**

**Course: B. Tech.**

**Branch: FY Group B**

**Semester: II**

**Subject Code & Name: Communication Skills (BTHM204)**

**Max Marks: 60**

**Date: 26/08/2022**

**Duration: 3.45 Hr.**

**Instructions to the Students:**

1. All the questions are compulsory.
2. The level of question/expected answer as per OBE or the Course Outcome (CO) on which the question is based is mentioned in ( ) in front of the question.
3. Use of non-programmable scientific calculators is allowed.
4. Assume suitable data wherever necessary and mention it clearly.

	(Level/CO)	Marks
<b>Q.1 Answer Any Two of the following.</b>		
A) Differentiate Verbal and Non-verbal Communication and explain their role at workplace communication.	L4/CO1	6
B) Elucidate the function of communication in an organization.	L3/CO1	6
C) Explain Socio-psychological barrier in detail. Suggest your ways to overcome it.	L2/CO1	6
<b>Q.2 Answer Any Two of the following.</b>		
A) Transcribe the following words into Phonemic script. A) Photography B) Police C) Education D) College E) Garage F) Data	L3/CO2	6
B) Does the study of Phonemic symbols and Articulation help you? Discuss in detail.	L3/CO2	6
C) Explain the mechanism of articulation in detail along with your benefit of it to improve your pronunciation.	L2/CO2	6
<b>Q.3 Answer Any Two of the following.</b>		
A) How will you make your presentation more effective?	L3/CO3	6
B) Explain in detail how you prepare and appear for an interview.	L2/CO3	6
C) What are your methods and strategies to contribute in GD?	L3/CO3	6
<b>Q.4 Answer the following:</b>		
A) Use the correct form of Tense: 1) Look! Rajni (go) .....to the movie yesterday. 2) By the time the doctor (arrive).....at the home, the patient (die)....	L2/CO4	4



- 3) The vehicle (break)..... down and they (have) to walk home.
- 4) Rishik ....music class every Monday. (attend, attends, will attend, will be attending)

**B) Write the correct sentence:**

L2/CO4

- 1) I am (a/an).....university student.
- 2) Viraj is (a, an, the)....best student in the class.
- 3) Does she has a car?
- 4) I am having two brothers and one sister.

4

**C) Write antonyms for:**

L1/CO4

- A) Obfuscate B) Agnostic C) Elixir D) Condonation

4

**Q.5 Answer Any Two of the following.**

**A) Explain the structure of Technical Report in detail.**

L2/CO5

6

**B) Write a job application for the post of Trainee Engineer to Divisional Manager, CEAT, Bhandup Plant, Mumbai - 400042. Attach your Résumé with your application. (Assume required details)**

L3/CO5

6

**C) You have received your order of twenty PCs for your office. However, you noticed that two PCs are damaged in transit.**

Draft a letter of Complaint to the Manager of Sales Dept. HP, Mumbai Branch - 400001 asking for compensation. (Use Modified Block Format)

L3/CO5

6

\*\*\* End \*\*\*



## Energy and Environment Engineering ( 2 Credits)

### BTES105

#### Teaching Scheme

Lecture: 2hrs/week

Mid Term Test:-20 Marks

#### Evaluation Scheme

Continuous Assessment:- 20 Marks

End Semester Exam:-60 Marks

#### Course Objectives:

1. To Identify conventional, non conventional energy sources.
2. To understand the power consuming and power developing devices for effective utilization and power consumption
3. To Identify various sources of air, water pollution and its effects.
4. To understand noise, soil, thermal pollution and Identify solid, biomedical and hazardous waste.

#### Course Outcomes: Students will be able to:

1. Identify conventional, non conventional energy sources.
2. Know and discuss power consuming and power developing devices for effective utilization and power consumption
3. Identify various sources of air, water pollution and its effects.
4. Know and discuss noise, soil, thermal pollution and Identify solid, biomedical and hazardous waste

Unit No.	Details of Content	Hrs
1.	<b>Conventional Power Generation:</b> Steam power station, Nuclear power plant – Gas turbine power plant- Hydro power station: Schematic arrangement, advantages and disadvantages, Thermo electric and thermionic generators, Environmental aspects for selecting the sites and locations of power plants.	4
2.	<b>Renewable Power Generation:</b> Solar, Wind, Biogas and Biomass, Ocean Thermal energy conversion (OTEC), Tidal, Fuel cell, Magneto Hydro Dynamics (MHD): Schematic arrangement, advantages and disadvantages.	4
3.	<b>Energy conservation:</b> Scope for energy conservation and its benefits Energy conservation Principle– Maximum energy efficiency, Maximum cost effectiveness, Methods and techniques of energy conservation in ventilation and air conditioners, compressors, pumps, fans and blowers, Energy conservation in electric furnaces, ovens and boilers., lighting techniques.	4
4.	<b>Air Pollution:</b> Environment and Human health - Air pollution: sources- effects- control measures - Particulate emission, air quality standards, and measurement of air pollution.	4
5.	<b>Water Pollution:</b> Water pollution- effects- control measures- Noise pollution –effects and control measures, Disposal of solid wastes, Bio-medical wastes-Thermal pollution – Soil pollution -Nuclear hazard.	4

#### Reference/ Text Books:



1. A Chakrabarti, M. L Soni, P. V. Gupta, U. S. Bhatnagar, A Text book of Power System Engineering, Dhanpat Rai Publication.
2. Rai. G. D., Non Conventional Energy Sources, Khanna Publishers, Delhi,2006.
3. Rao S., Parulekar B.B., Energy Technology-Non conventional, Renewable And Conventional, Khanna Publishers, Delhi,2005.
4. Glynn Henry J., Gary W. Heinke, Environmental Science and Engineering, Pearson Education, Inc,2004.
5. J. M. Fowler, Energy and the Environment, McGraw-Hill, 2 nd Edition,1984.
6. Gilbert M. Masters, Introduction to Environmental Engineering and Science, 2nd Edition, Prentice Hall,2003.



**DR. BABASAHEB AMBEDKAR TECHNOLOGICAL UNIVERSITY, LONERE**

**Regular End Semester Examination – Summer 2022**

**Course: B. Tech.                      Branch : First Year                      Semester : II**  
**Subject Code & Name: BTES205E Energy and Environment Engineering**  
**Max Marks: 60                      Date:29/08/2022                      Duration: 3.45 Hr.**

**Instructions to the Students:**

1. All the questions are compulsory.
2. Each question carries 12 marks.
3. Illustrate your answers with neat sketches, diagram etc., wherever necessary
4. The level of question/expected answer as per OBE or the Course Outcome (CO) on which the question is based is mentioned in ( ) in front of the question.
5. Use of non-programmable scientific calculators is allowed.
6. Assume suitable data wherever necessary and mention it clearly.

	(Level/CO)	Marks
<b>Q.1 Solve Any Two of the following.</b>		
A) Write the sequence of energy transformations taking place in the following: Nuclear power plant, Gas turbine and Hydro Power plant	BTES205-1/2	6
B) Explain the function of following components used in power plant: i) Condenser ii) Nuclear Fuel. iii) Penstock.	BTES 205-3	6
C) What is a nuclear chain reaction? Explain the importance of moderator and control rods in a nuclear reactor with respect to chain reaction?	BTES 205-1/3	6
<b>Q.2 Solve Any Two of the following.</b>		
A) What is the source of tidal energy? What are the potential sites of tidal energy in India?	BTES 205-2/3	6
B) What is Bio-mass? Write the percentage composition of Bio-gas. What are the environmental and health benefits of Bio-gas utilization?	BTES 205-2	6
C) How the Wind mills are classified? Sketch the diagram of a HAWT, and explain the function of its main components.	BTES 205-2	6
<b>Q.3 Solve the following.</b>		
A) What do you understand by maximum energy efficiency in context with energy conservation principle? Discuss with a suitable example.	BTES 205-1	6
B) How do you conserve the energy in pharmaceutical industry? Write the suitable measures.	BTES 205-1	6
<b>Q.4 Solve Any Two of the following.</b>		
A) What are the fixed major sources of outdoor pollution? What effects does air pollution have on Health of animals and plants and materials.	BTES 205-1	6
B) Differentiate between	BTES 205-4	6



- i) Dust and smoke.
- ii) Pollutants and Toxicant.
- iii) Smoke and Smog.

- C) Explain the types of water pollutants in brief. How do vehicles responsible for water pollution? BTES 205-4 **6**

**Q. 5 Solve Any Four of the following.**

- A) What are the effects of noise pollution on children's health? BTES 205-4 **3**
- B) What is marble cancer? How is Taj Mahal turning yellow? BTES 205-4 **3**
- C) Write in brief about the sources of thermal pollution and its effects. BTES 205-4 **3**
- D) How oil spills and sediments degrade the water quality? Explain. BTES 205-4 **3**
- E) Write briefly about the major sources of noise pollution. BTES 205-4 **3**
- F) What is radioactive pollution? What are its effects? BTES 205-4 **3**

\*\*\* End \*\*\*



## Basic Civil and Mechanical Engineering (Audit)

BTES106

### Teaching Scheme

Lecture: 2 Hrs/ week

Audit Course

### Evaluation Scheme

Continuous Assessment:- 50 Marks

#### Course Objectives:

1. To identify various Civil Engineering materials and choose suitable material among various options.
2. To know and apply principles of surveying to solve engineering problem
3. To Identify various Civil Engineering structural components and select appropriate structural system among various options
4. To Explain and define various properties of basic thermodynamics, materials and manufacturing processes.
5. To know and discuss the working principle of various power consuming and power developing devices

#### Course Outcomes: Students will be able to:

1. Identify various Civil Engineering materials and choose suitable material among various options.
2. Apply principles of surveying to solve engineering problem
3. Identify various Civil Engineering structural components and select appropriate structural system among various options
4. Explain and define various properties of basic thermodynamics, materials and manufacturing processes.
5. Know and discuss the working principle of various power consuming and power developing devices

Unit No.	Details of Content	Hrs
	<b>Part I Basic Civil Engineering</b>	
	<b>Module 1: Introduction to civil engineering</b> Various Branches, role of civil engineer in various construction activities, basic engineering properties and uses of materials: earth, bricks, timber, stones, sand, aggregates, cement, mortar, concrete, steel, bitumen, glass, FRP, composite materials.	4
	<b>Module 2: Building Components &amp; Building Planning</b> Foundation and superstructure, functions of foundation, types of shallow and deep foundations, suitability in different situation, plinth, walls, lintels, beams, columns, slabs, roofs, staircases, floors, doors, windows, sills, Study of Building plans, ventilation, basics of plumbing and sanitation	4
	<b>Module3: Surveying</b>	



	Principles of survey, elements of distance and angular measurements, plotting of area, base line and offsets, introduction to Plane table surveying, introduction to levelling, concept of bench marks, reduced level, contours	4
<b>Part II Basic Mechanical Engineering</b>		
1.	<b>Introduction to Mechanical Engineering:</b> Introduction to Laws of Thermodynamics with simple examples pertaining to respective branches, IC Engines: Classification, Applications, Basic terminology, 2 and 4 stroke IC engine working principle, Power Plant: Types of Power plant; Gas power plant, Thermal power plant, Nuclear power plant, Automobiles: Basic definitions and objectives	4
2.	Design Basics, Machine and Mechanisms, Factor of safety, Engineering Materials: types and applications, basics of Fasteners Machining and Machinability, Introduction to Lathe machine, Drilling machine, Milling machine, basics of machining processes such as turning, drilling and milling, Introduction to casting	4
<b>Text Books</b> 1) Anurag Kandy, "Elements of Civil Engineering", Charotar Publishing, Anand 2) M. G. Shah, C. M. Kale, and S. Y. Patki, "Building Drawing", Tata McGraw Hill 3) Sushil Kumar, "Building Construction", Standard Publishers Distributors 4) M. S. Palani Gamy, "Basic Civil Engineering", Tata Mc-Graw Hill Publication 5) Kanetkar T. P. and Kulkarni S. V., "Surveying and Levelling", Vols. I, II and III, Vidyarthi Gruh Prakashan, Pune 6) B. C. Punmia, "Surveying", Vol.- I, Vol.-II, Vol.-III, Laxmi Publications 7) G. K. Hiraskar, "Basic Civil Engineering", Dhanpat Rai Publications 8) Gopi Satheesh, "Basic Civil Engineering", Pearson Education 9) P. K. Nag "Engineering Thermodynamics", Tata McGraw Hill, New Delhi 3rd ed. 2005 10) A. Ghosh, A. K. Malik, "Theory of Mechanisms and Machines", Affiliated East West Press Pvt. Ltd. New Delhi. 11) Serope Kalpakaji and Steven R. Schimd "Amanufacturing Engineering and Techology" Addison Wsley Laongman India 6th Edition 2009 12) V. B. Bhandari, "Deisgn of Machine Elements", Tata McGraw Hill Publications, New Delhi.		



## 1) CREDIT SYSTEM AND MODE OF EVALUATION

All the courses in the University and affiliated colleges shall be credit based and the evaluation will be grade based. Credit based grading system is a systematic way of describing an educational programme by attaching credits to its components. The definition of credits may be based on different parameters, such as student workload, learning outcomes and contact hours. It is a student-centric system based on the student workload required to achieve the objectives of a programme. It should facilitate academic recognition of the courses and mobility of the students. Credits assignment is based on the principle that Credits can only be obtained after successful completion of the work required and appropriate assessment of the learning outcomes achieved. Student workload consists of the time required to complete all prescribed learning activities such as attendance at lectures/practical, seminars, projects, etc. Credits are allocated to all the educational components of a study programme and indicate the quantity of work each component requires to achieve its specific objectives. Evaluation is an important component of any teaching-learning process. The University gives emphasis on continuous evaluation with considerable freedom to the teacher in deciding the mode of evaluation of the students. The performance of the student is documented by a grade at the end of the semester. The grading scale ranks the students on a statistical basis. Therefore, statistical data on student performance in his/her class is a prerequisite for applying the grading system.

## 2. Course Credits

In general, a certain quantum of work measured in terms of credits is laid down as the requirement for a particular degree. The student acquires credits by passing courses every semester, the amount of credits associated with a course being dependent upon the number of hours of instruction per week in that course. There are mainly two types of courses in the University - lecture courses and laboratory courses. Lecture courses consist of lecture (L) and tutorial (T) hours. Laboratory courses consist of practical (P) hours. As per the AICTE norms, the credit (C) for a course is dependent on the number of hours of instruction per week in that course, as given below: (1) 1h/week of lecture (L) or tutorial (T) = 1 credit (2) 2h/week of Practical's (P) = 1 credit (3) Credit (C) for a theory course = No. of hours of lectures per week + No. of hours of tutorials per week = L + T (4) Credits (C) for a Laboratory course =  $\frac{1}{2}$  x No. of hours of laboratory course per week Credits will be assigned



to Industrial Training, Seminar, Projects and other mandatory course requirements also and these will be mentioned in the respective syllabi. There may be some non-credit requirements. A student is required to earn credits as mentioned in the syllabus.

### 3. Evaluation

The weightages of different modes of assessments shall be as under.

<b>In-Semester evaluation</b>				
	<b>Continuous mode (CA)</b>	<b>Mid Semester Exam</b>	<b>End Semester Exam</b>	<b>Components of continuous mode</b>
Theory	20%	20%	60%	Quizzes, class tests (open or closed book but minimum 2 in the semester if only mode of CA), home assignments, group assignments, viva-voce discussions
Practical's	60%	-	40%	Attendance, completion of experiments viva -voce, journal submission, assignments, project, experiments, announced test

### 4) In-Semester Evaluation

- It is expected that the teacher would conduct at least two formal assessments of the students under the continuous assessment mode in a Semester
- The teacher will announce at the beginning of the respective course the method of conducting the assessments under the continuous mode and the assignment of marks and inform the same to the Director- Academics or Dean in University or Principal/ HoD in affiliated college in the first week of the semester. The same may be also displayed on the University/ College Portal.
- The teacher shall keep the record of the continuous assessment of a class at least for three years and produce it to the Principal of the college or Director-Academics, if needed.
- In-semester performance of all students, both continuous assessment and mid semester examination should be displayed on notice board as well on College / University Portal and sent to the academic office of the University/ College by the teacher before the end- semester examination.
- For the theory courses, there will be one Mid-semester test for



each course to be held as per the schedule fixed in the Academic Calendar of the University/college, preferably in the eighth week of the semester

- e) A candidate who has not appeared for the in-semester continuous tests and/or midterm examination in one or more subjects shall be considered to have not completed the course and will have to re-register for the respective subjects/course in the following year.

### **5) End-Semester examination**

The semester end examination will cover the full syllabus of the course and will be conducted as per the University time table at the end of each semester.

#### **Pass and Fail**

(Revised as per the Item 8 of the Minutes of the Academic Council Meeting held on 19<sup>th</sup> August 2017)

- (a) The candidates who obtain 40% and more marks in a subject head of the end semester examination AND 40% or more of the total marks of a subject head shall be deemed to have passed the respective subject head.
- (b) The candidates who obtain less than 40% of marks in a subject head of the end semester examination and less than 40% the total marks of a subject head shall be deemed to have failed in the respective subject head (Grade FF).

#### **Grades**

- (a) The performance of a student shall be documented by a Letter grade. Each letter grade has a Grade point associated with it. The Grades and Grade points shall be assigned to each head of passing and both will be indicated in the mark-list of the semester examination.
- (b) A teacher shall assign absolute marks to all the in-semester tests and the end-semester tests for the respective subject head. The teacher shall collate the marks in the mid semester and continuous mode examinations convert them to prescribed 20% and 20% mark, respectively and submit the same to the office.
- (c) The total marks (continuous assessment + mid-semester + end-semester) of a candidate in a subject head are converted into a letter grade, based on the relative performance of the student in the class taking examination in the subject. The performance of the students who have passed the said subject shall be considered for the allotment of the relative grade on statistical basis.



<b>Letter Grade</b>	<b>Grade Point</b>
EX	10
AA	9.5
AB	9
BB	8.5
BC	8.0
CC	7.5
CD	7
DD	6.5
DE	6.0
EE	5

- (d) The grades to be allotted in the case of students who fail or do not appear at the end semester examination shall be as under.

<b>Letter Grade</b>	<b>Grade Point</b>	<b>Explanation</b>
FF	0	The candidate fails in subject head. The candidate will be allowed to take end-semester repeat or subsequent examinations as per rule
XX	0	(i) The candidate has not kept term for the subject head due to attendance less than requisite 75%. (ii) The in-semester performance of the candidate is very poor. Further see 7.3.5(g) In the above cases, the candidate has to repeat the respective course by paying the fees in the following year
I	0	The candidate has kept term for the subject head, has taken all the internal examinations with satisfactory performance, but has failed to take the end-semester examination due to genuine reasons. The candidate will be allowed to take subsequent examinations as per rule
FR	0	The candidate has exhausted all the permissible chances to clear the end-semester examinations. The candidate has to register for the respective semester again for all the subject heads or will be out of the respective degree course as per the rules
DR	0	(i) The candidate hasn't participated in academic programme. (ii) The candidate has taken a drop for the subject head;- provided he/she intimates the same (i or ii) at least 7 days in advance of



		the commencement of the end-semester examination for the respective year.
--	--	---

- (e) Grades FF and I are place-holders only and do not enter into CGPI/SGPI calculations directly. These grades get converted to one of the regular grades after the end-semester examination.
- (f) A candidate with an FR grade has appeared for maximum number of permissible six end semester examinations and has to re-register for that course by paying the appropriate fees.
- (g) I grade will not be continued beyond the permissible number of six consecutive end semester examinations, irrespective of whether the candidate fails to take any of these exams.
- (h) 'XX' Grade: The grade XX in a course is awarded if – (i) a candidate does not maintain the minimum 75% attendance in the Lecture/Tutorial/Practical classes, (ii) the student has bad or incomplete in-semester records, for example, a candidate missing all internal tests and mid-semester examination, etc., (iii) a candidate indulges in a misconduct/uses unfair means in the examination, assignments, etc., of a nature serious enough to invite disciplinary action in the opinion of the teacher. (Note: Award of the XX grade in the case of g(iii) above shall be done by Disciplinary Action Committee (DAC)).
- (i) The names/ roll numbers of students to be awarded the XX grade should be communicated by the teacher to the Academic office as per academic calendar before the last date of submission of the application for end-semester examination

### **Awarding the grades**

- (1) The grading scale ranks the students on a statistical basis on the basis of the overall performance of the students of a given class in the given subject head. Therefore, statistical data on students' performance is a prerequisite for applying the grading system. While assigning grades in a given subject head, it is essential to know the average marks (AM) obtained by the students who have passed the subject head and the highest marks (HM) obtained in the same subject head.
  - (a) EX Grade shall be awarded to the candidate(s) who scored highest mark (HM) in the concerned subject head provided the marks obtained are 80% or higher in the given subject head.
  - (b) If the average marks (AM) obtained by the students who have passed the subject head is such that  $60\% \leq AM < 70\%$ , the interval AM shall be awarded grade CC and the other grades shall be decided as follows:
  - (c) AA, AB, BB grades shall be decided between the AM and HM by dividing the range in equal intervals.
  - (d) CC, CD, DD, DE and EE grades shall be decided between the AM and minimum marks required for passing the head (i.e. 40%) by dividing the range in equal intervals.



(2) If the average marks (AM) obtained by the students who have passed the subject head is  $\geq 70\%$ , the interval AM shall be awarded grade BB and the other grades shall be decided as follows:

- (a) AA, AB and BB grades shall be decided between the AM and HM by dividing the range in equal intervals.
- (b) BC CC, CD, DD, DE and EE grades shall be decided between the AM and minimum marks required for passing the head (i.e. 40%) by dividing the range in equal intervals

(3) Illustration of award of different grades are explained in the following examples:

i) Example 1: HM = 92, AM = 76

$$\text{Hence, IL} = (76-40)/6 = 6, \text{IU} = (92-76)/3 = 5.33 \approx 5$$

ii) Example 2: HM = 84, AM = 62

$$\text{Hence, IL} = (62-40)/5 = 4.4 \approx 4, \text{IU} = (84-62)/4 = 5.5 \approx 6$$

Marks distribution for different grades

Sr. No.	Letter Grade	Example 1 (HM=92, AM= 76, IL = 6, IU = 5	Example 2 (HM=84, AM= 62, IL = 4, IU = 6
1	EE	40 to 45	40 to 43
2	DE	46 to 51	44 to 45
3	DD	52 to 57	48 to 50
4	CD	58 to 63	52 to 55
5	CC	64 to 69	56 to 62
6	BC	70 to 76	63 to 68
7	BB	77 to 81	69 to 74
8	AB	82 to 86	75 to 80
9	AA	87 to 91	81 to 83
10	EX	92	84

## 6. Semester Grade Point Average (SGPA) and Cumulative Grade Point Average (CGPA)

### (a) Semester Grade Point Average (SGPA)

The performance of a student in a semester is indicated by Semester Grade Point Average (SGPA) which is a weighted average of the grade points obtained in all the courses taken by the student in the semester and scaled to a maximum of 10. (SGPI is to be calculated upto two decimal places). A Semester Grade Point Average (SGPA) will be computed for each semester as follows:



$$SGPA = \frac{(\sum_{i=1}^n c_i g_i)}{\sum_{i=1}^n c_i}$$

Where

‘n’ is the number of subjects for the semester,

‘c<sub>i</sub>’ is the number of credits allotted to a particular subject, and

‘g<sub>i</sub>’ is the grade-points awarded to the student for the subject based on his performance as per the above table.

SGPA will be rounded off to the second place of decimal and recorded as such.

### **(b) Cumulative Grade Point Average (CGPA):**

An up to date assessment of the overall performance of a student from the time he entered the Institute is obtained by calculating Cumulative Grade Point Average (CGPA) of a student. The CGPA is weighted average of the grade points obtained in all the courses registered by the student since s/he entered the Institute. CGPA is also calculated at the end of every semester (up to two decimal places). Starting from the first semester at the end of each semester (S), a Cumulative Grade Point Average (CGPA) will be computed as follows:

$$CGPA = \frac{(\sum_{i=1}^m c_i g_i)}{\sum_{i=1}^m c_i}$$

Where,

‘m’ is the total number of subjects from the first semester onwards up to and including the semester S

‘c<sub>i</sub>’ is the number of credits allotted to a particular subject, and

‘g<sub>i</sub>’ is the grade-points awarded to the student for the subject based on his/ her performance as per the above table.

CGPA will be rounded off to the second place of decimal and recorded as such.

**(c)** The CGPA, SGPA and the grades obtained in all the subjects in a semester will be communicated to every student at the end of every semester/ beginning of the next semester.

**(d)** When a student gets the grade ‘FF’, or ‘I’ in any subject head during a semester, the SGPA and CGPA from that semester onwards will be tentatively calculated, taking only ‘zero’ grade point for each such ‘FF’ or ‘I’ grade. When the ‘FF’ grade(s) has/ have been substituted by better grades after the repeat examination or subsequent semester examination, the SGPA and CGPA will be recomputed and recorded.

## **7. Supplementary End-Semester Examination**



(Revised as per the item 7 of Minutes of the Academic Council meeting held on 19th August 2017)



- (1) For those candidates who fail in a subject head or are eligible for appearing at the repeat examination, A Supplementary End-Semester Examination of odd semester will be conducted before the regular End semester examination of the even semester.
- (2) A Supplementary End-Semester Examination of even semester will be conducted before the regular End semester examination of the odd semester.
- (3) The marks obtained by candidates in the in-semester examinations (continuous assessment and mid-term examination) will be carried forward in such cases.
- (4) Grading the performance in the Supplementary Examination: The grades will be assigned as per 3.5 and 3.6 above
- (5) Revaluation of end-semester and Supplementary examination: Candidate's performance in these examinations will be announced on web portal of the University and after one month of such announcement the grade statements will be sent to the concerned Department for distribution to the students. Those who want to get the photocopy of their answer books are required to pay the requisite fee. Revaluation of these examinations shall be allowed. Those who would like to have the revaluation of their answer books are required to pay a requisite fee.
- (6) Remedial examination the candidate will have an option of appearing for an Online Remedial Examination, after the declaration of each End-semester examination results, to pass the subject head where he/she has failed in regular end-semester examination of the semester. The candidate will get only EE grade if he clears the remedial examination and can continue with the next semester. However, for improving his grade in the same subject head, the candidate will have an option of appearing in the 'same' subject in the Supplementary Examination before the regular end-Semester examination.

### **8. Passing of a Semester Examination**

A candidate shall be declared as 'PASSED' any semester examination if he/she has

- (a) Cleared all heads of passing by securing grades EE or higher in all the heads;
- (b) Passed all the heads of passing such as project, seminar, training, etc as per the rules;
- (c) Satisfactorily completed all the mandatory requirements of the course;
- (d) paid all the University/college dues;
- (e) No case of indiscipline pending against him/her.

### **9. Eligibility for the Award of a Degree**

A candidate shall be declared eligible for the award of a degree, if he/ she has cleared all the semester examinations as given in (6) above.

### **10. Award of Degree of Honours**

#### **Major Degree**



The concept of Major and Minors at B.Tech level is introduced , to enhance learning skills of students, acquisition of additional knowledge in domains other than the discipline being pursued by the student, to make the students better employable with additional knowledge and encourage students to pursue cross-discipline research.

#### **A. Eligibility Criteria for Majors**

- i. The Student should have Minimum CGPA of 7.5 up to 4th Semester
- ii. Student willing to opt for majors has to register at the beginning of 5th Semester
- iii. The Student has to complete 5 additional advanced courses from the same discipline specified in the curriculum. These five courses should be of 4 credits each amounting to 20 credits. The students should complete these credits before the end of last semester.
- iv. Student may opt for the courses from NPTEL/ SWAYAM platform. (if the credits of NPTEL/ SWAYAM courses do not match with the existing subject proper scaling will be done).

Student complying with these criteria will be awarded B. Tech (Honours) Degree.

#### **B. Eligibility Criteria for Minors**

- i. The Student should have Minimum CGPA of 7.5 up to 4th Semester
- ii. Student willing to opt for minors has to register at the beginning of 5th Semester
- iii. The Student has to complete 5 additional courses from other discipline of their interest, which are specified in the respective discipline. These five courses should be of 4 credits each amounting to 20 credits.
- iv. Student may opt for the courses from NPTEL/ SWAYAM platform. (if the credits of NPTEL/ SWAYAM courses do not match with the existing subject proper scaling will be done)

Student complying with these criteria will be awarded with B. Tech Degree in -----Engineering with Minor in-----Engineering. (For e.g.: B. Tech in Civil Engineering with Minor in Computer Engineering)